



# Account Setup / Desktop Login

Log in to accounts—your content formats will display in categories and in the menu—then check out and enjoy!

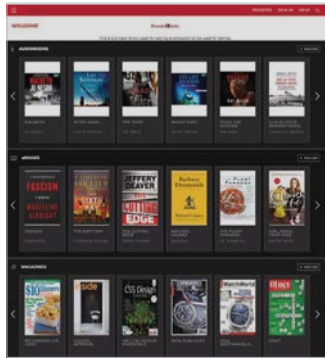
## NOTE:

If you don't see all content formats on your desktop, your library may have another RBdigital collection available. Go to eResources on your library's website for more information and set up another account to access additional RBdigital content. On mobile apps, you may access more than one account by switching your RBdigital profiles with My Account in the menu.

Access your library's RBdigital collection in a browser.

Choose **REGISTER** to create an account or sign in with an existing account.

1



### NEW USER:

Enter library and user information.

Review terms and privacy policy.

Click **REGISTER**.

2

**REGISTER**

<b>LIBRARY INFORMATION</b>	<b>YOUR INFORMATION</b>
LIBRARY NAME	FIRST NAME
LIBRARY ADDRESS	LAST NAME
PASSWORD	EMAIL
CONFIRM PASSWORD	CONFIRM EMAIL
<b>LIBRARY INFORMATION</b>	<b>YOUR INFORMATION</b>
LIBRARY CARD NUMBER	PHONE CODE

I accept the Terms of Service and Privacy Policy

Required fields

**CANCEL** **REGISTER** →

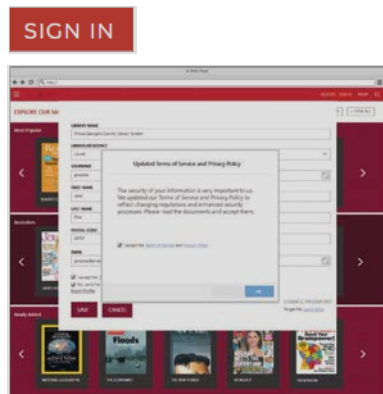
### EXISTING USER:

Click **SIGN IN**.

Review terms and privacy policy and click **OK**.

Click **SIGN IN**.

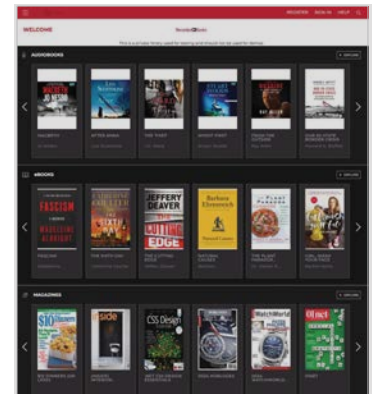
3



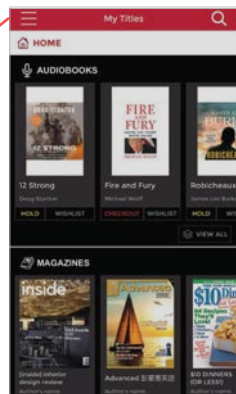
RBdigital will open to your library collection homepage.

Available content will display.

4



Select the **MENU** icon in the upper left-hand corner.




5

Scroll through the menu and select a category to view more content.

The menu will display content available at your library.

6



**NOTE:** Scroll through content formats and specific titles or services to view featured items. You may also search for additional items and/or tap on a title cover to open a detail page and complete checkout.



# Mobile Login

Log in to accounts—your content formats will display in categories and in the menu—then check out and enjoy!

## NOTE:

If you don't see all content formats on your app, your library may have another RBdigital collection available. Go to eResources on your library's website for more information and set up another account to access additional RBdigital content. On mobile apps, you may access more than one account by switching your RBdigital profiles with My Account in the menu.


Download the RBdigital app.



Mobile apps require an existing RBdigital account.

Refer to the account setup / desktop login steps.

1

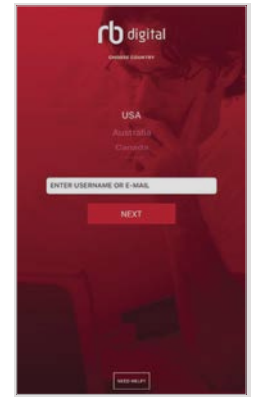


Open the app.

Choose your country.

Click **NEXT**.

2

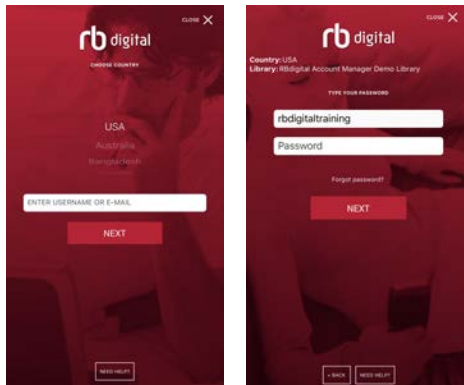


Enter your user information and password.

Accept terms.

Click **NEXT**.

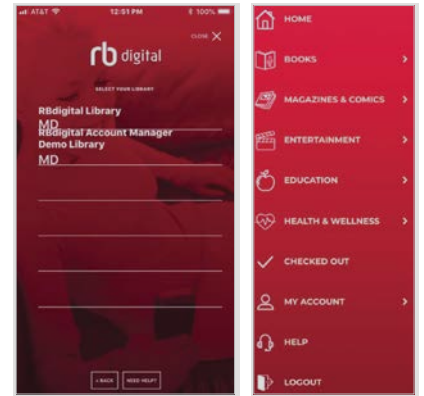
3



If prompted, select your library.

RBdigital will open to your library collection homepage.

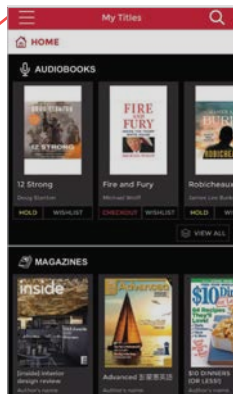
4



Select the **MENU** icon in upper left-hand corner.




5



Scroll through the menu and select a category to view more content.

Menu will display content available at your library.

6



**NOTE:** Scroll through content formats and specific titles or services to view featured items. You may also search for additional items and/or tap on a title cover to open a detail page and complete checkout.

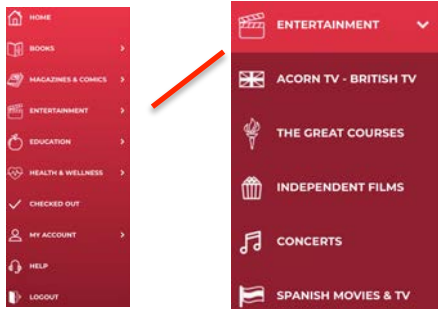
# Discover Content on Stingray Qello

Log in to accounts—your content formats will display in categories and in the menu—then check out and enjoy!

**NOTE:** Each 7-day checkout provides unlimited access to all Stingray Qello series and episodes. After 7-days, check out another 7-day access to resume viewing your content. A separate 7-day checkout is required to access another Entertainment service if your library offers more than Stingray Qello.

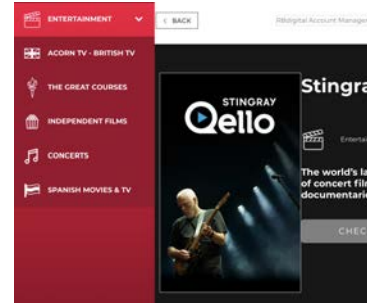
Open the menu and tap **ENTERTAINMENT**.

1



Tap the **CONCERTS** and service detail page opens.

2



Tap **ACCESS** to checkout a 7-day access pass.

The entertainment service will open in your desktop or mobile browser.

3



Browse concerts highlights, search favorites, and find new discoveries.

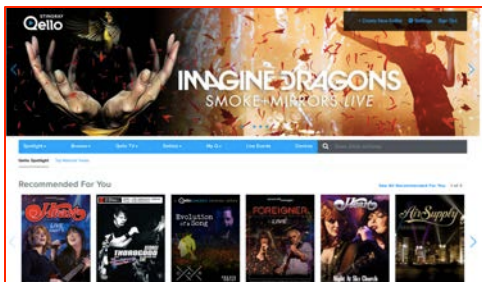
Use the search function to find content by title, band, or artist name.

4



Discover new shows on Stingray Qello. Tap the concert film to open shows and music tracks.

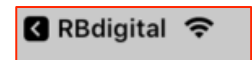
5



Video plays with prompts for closed captioning\* and full screen.

Tap RBdigital <back arrow to return to RBdigital app.

6



\*Note closed captioning may not be available for all series.

**NOTE:** After 7-days, return to your RBdigital Collection on desktop or app to check out another 7-day access. Your viewing history and preferences will be saved on each service. For music-audio only listening you can Bluetooth to a speaker or car-audio system.